



Our Father

Our Father, Who art in heaven,
Hallowed be Thy Name.
Thy Kingdom come. Thy Will be done,
on earth as it is in Heaven.
Give us this day our daily bread.
And forgive us our trespasses,
as we forgive those who trespass against us.
And lead us not into temptation,
but deliver us from evil.

Amen.



Our Father, who art in heaven, hallowed be Thy name.



The Lord's Prayer



Name: _____

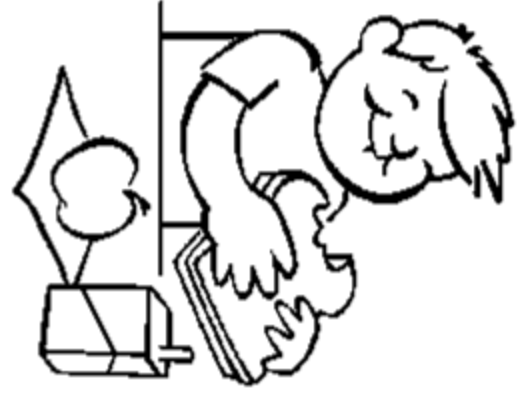
Thy kingdom come, Thy will be done on earth as it is in heaven.



**DLTK-Bible
Itsy Bitsy Books**

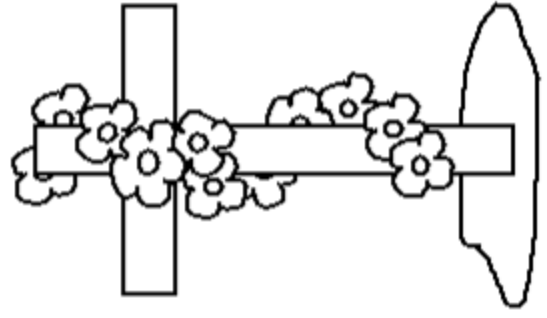
Free printables from:
<http://www.dltk-bible.com>

Give us this day our daily bread.



For thine is the kingdom, and the power, and the glory, for ever and ever. Amen.

And forgive us our trespasses, as we forgive those who trespass against us.



And lead us not into temptation, but deliver us from evil.

On the previous page is a booklet you can color, cut out and fold.

Cut on the dotted lines. Remember to fold so you can snip across the center dotted line to start that center cut safely.

Once you've finished cutting, you fold in half long ways and gently pull the center 4 pages outward and away from each other.

You finish the booklet by accordion folding. The picture of the praying hands (Title) and the girl fold over the picture of the world. The page with the website will NOT be folded in with the world. It becomes the back page.

You may have to scrunch the page in the center folds a little bit to get the booklet to lie flat.



**Our Father,
who art in heaven,
hallowed be thy name.
Thy Kingdom come,
thy will be done,
on earth as it is in heaven
Give us this day our daily bread.
And forgive us our trespasses,
as we forgive those
who trespass against us.
And lead us not into temptation,
but deliver us from evil.
For thine is the kingdom,
the power and the glory,
for ever and ever.**

Amen

The Lord's Prayer

1



**Our father
which art in heaven
hallowed be
Thy name — Matt 6:9**

The Lord's Prayer

2



**Thy kingdom come
Thy will be done
On earth as
it is in heaven** — Matt 6:10

The Lord's Prayer

3



**Give us
this day
our daily
bread**

— Matt 6:11

The Lord's Prayer

4

I Forgive
You

I'm
Sorry

I'm
Sorry



**And forgive us
our debts
as we forgive
our debtors** — Matt 6:12

The Lord's Prayer

5



**And lead us not
into temptation
but deliver us
from evil** — Matt 6:13

The Lord's Prayer

6



**For Thine is the
kingdom and the power
and the glory
forever, Amen** — Matt 6:13b

Prayer Puzzle

Matthew 6:5-15



Jesus taught us how to pray. He wants our prayers to be humble, meaningful, and sincerely addressed to God in heaven. Pray a quiet prayer asking God to guide your life. Read Matthew 6:5-15 and do the crossword puzzle.

Across

- God the Father knows what you need before you _____ him (verse 8).
- Pray to God our heavenly _____ (verse 6).
- Our Father is in _____ (verse 9).
- We should not be like the _____ (verse 5).
- Forgive us our _____ (verse 12).
- Pray that God's _____ be done (verse 10).
- Deliver us from _____ (verse 13).
- When praying, go into your room and shut the _____ (verse 6).
- God the Father will _____ you (verse 6).

Down

- God's _____ come (verse 10).
- We need to forgive our _____ (verse 12).
- On _____ as it is in heaven (verse 10).
- If you do not _____ men, God the Father will not forgive your sins (verse 15).
- Give us our _____ bread (verse 11).
- God's name should be revered and _____ (verse 9).
- Do not repeat useless phrases and words when you _____ (verse 7).
- Forgive _____ when they do wrong (verse 14).




Write or draw about what forgiveness looks like.


Feel free to include questions.

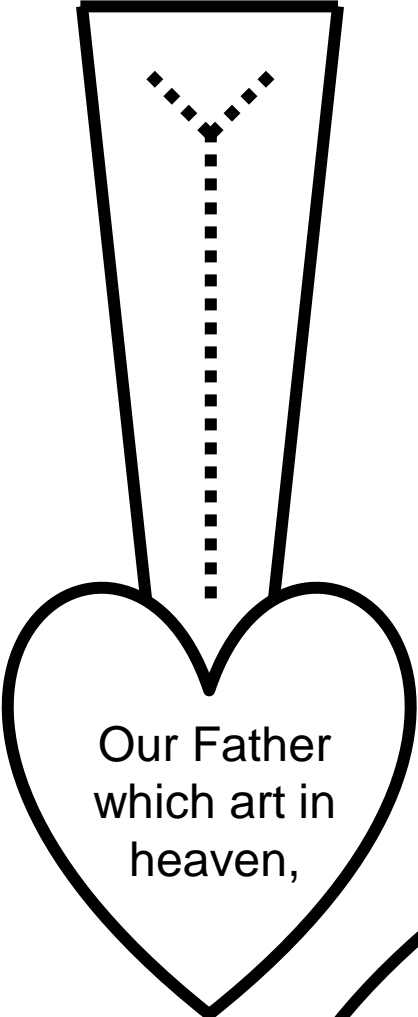
Answer them if you'd like.

Find the path through the maze to reach the lunch.

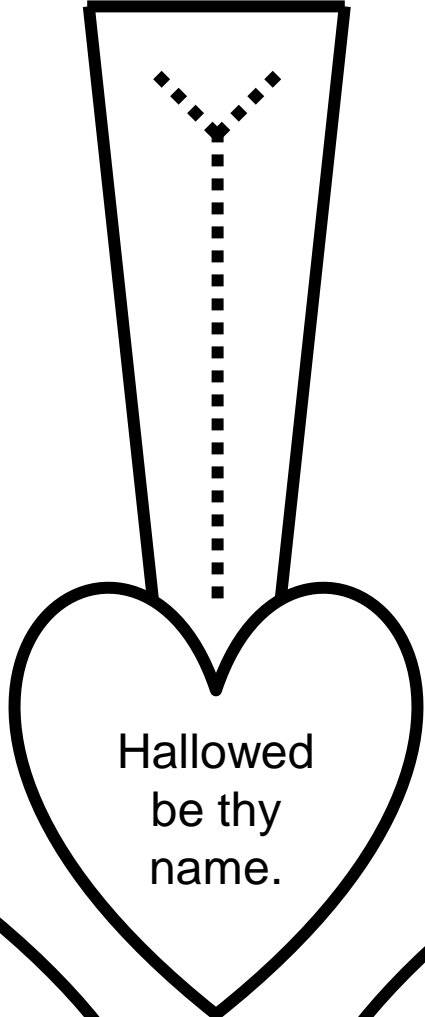


Find the path through the maze to reach the lunch.






Our Father
which art in
heaven,

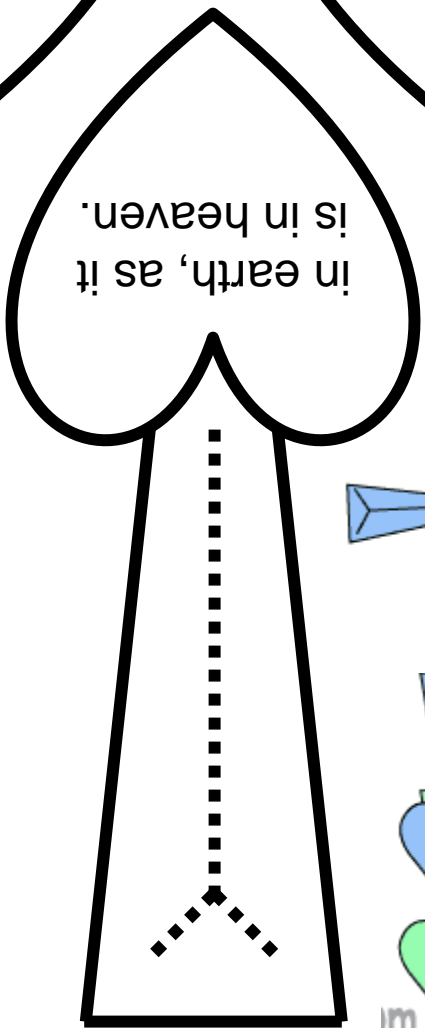


Hallowed
be thy
name.

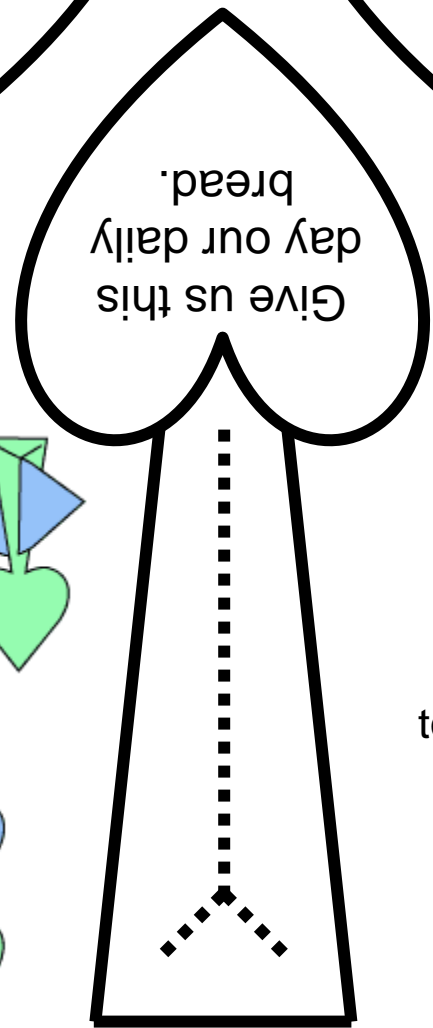


Thy kingdom
come, Thy will
be done

Printing
on card
stock
would
make this
chain
more
durable

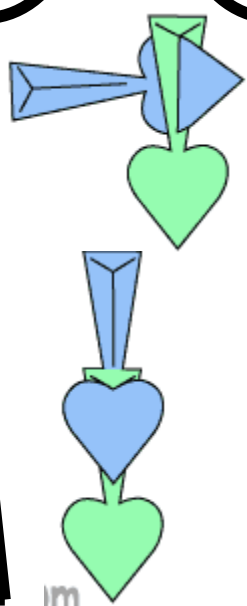


in earth, as it
is in heaven.

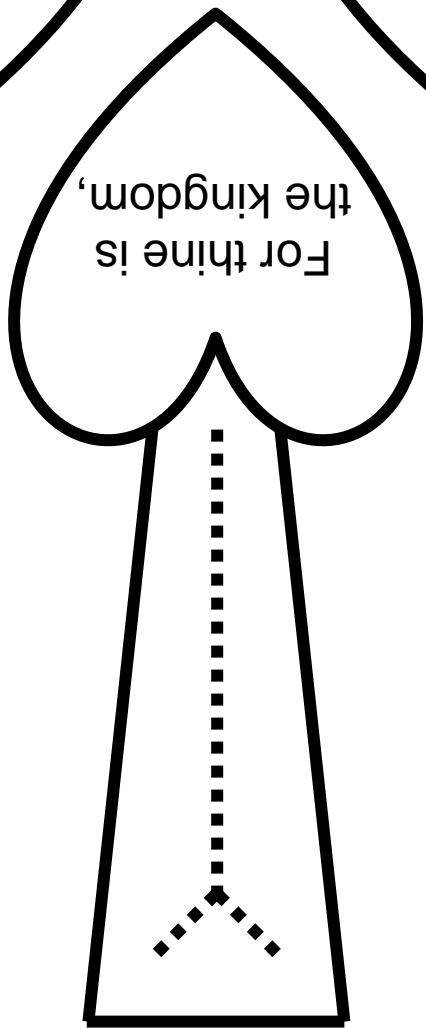
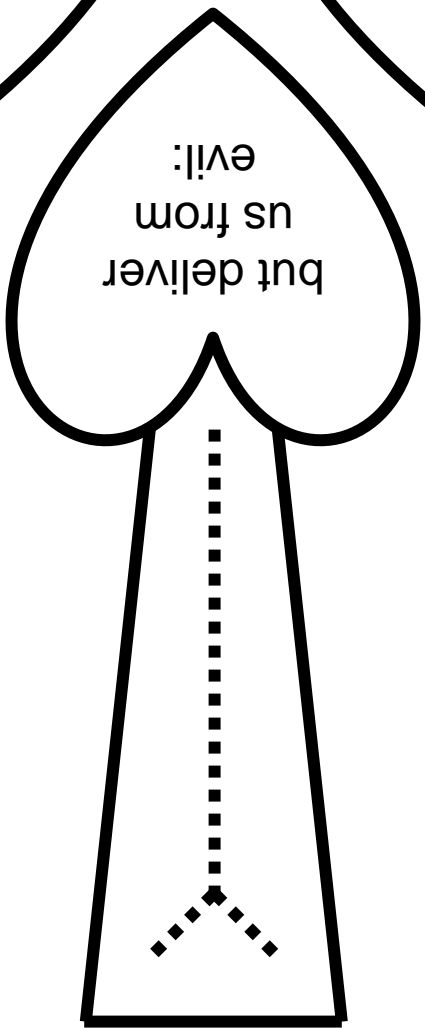
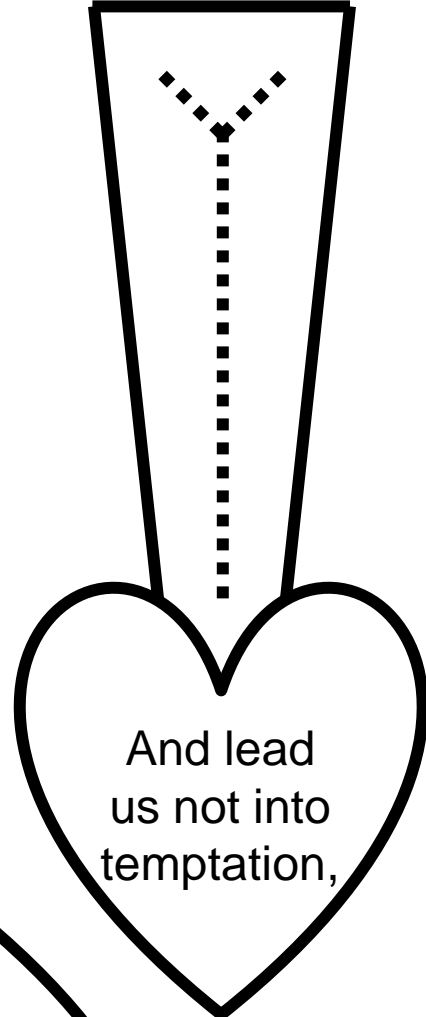
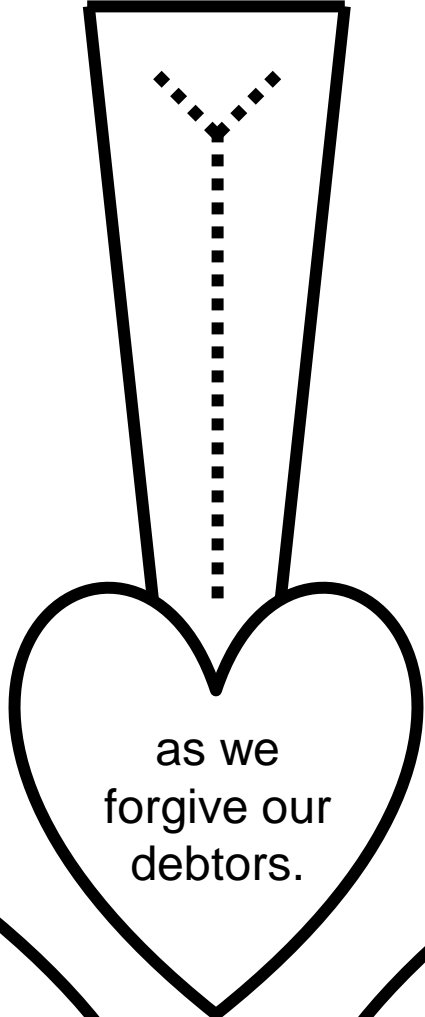
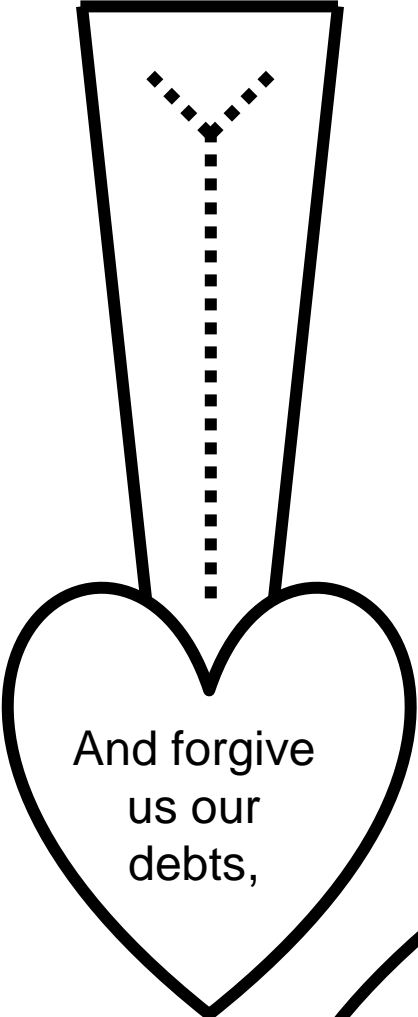


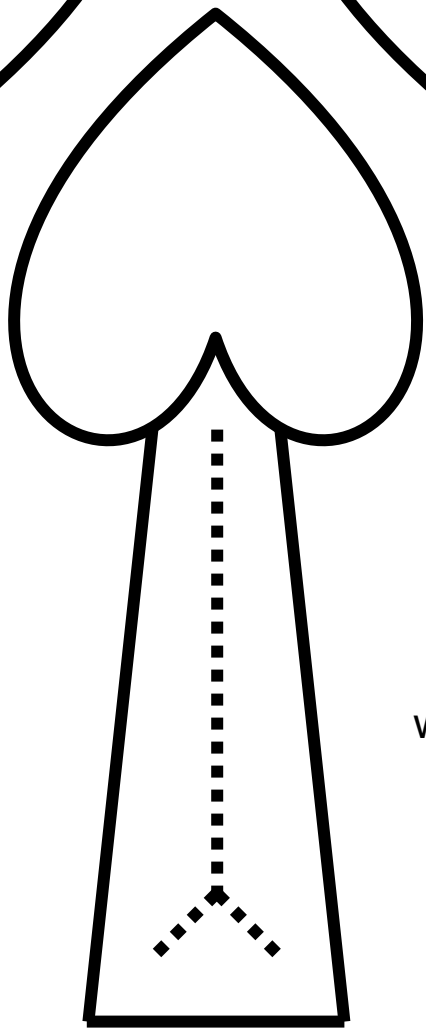
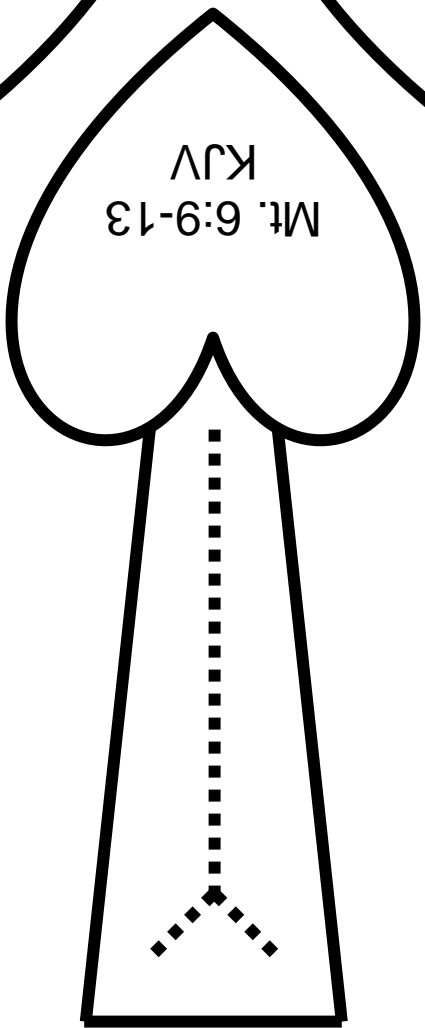
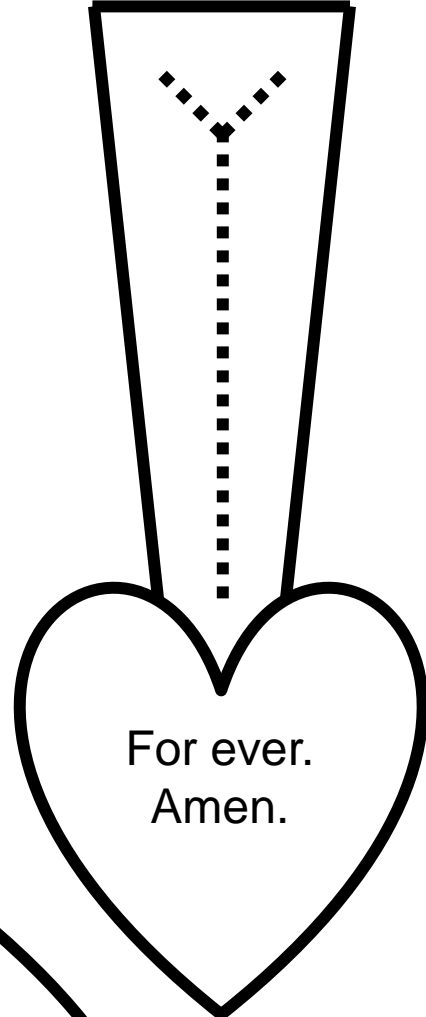
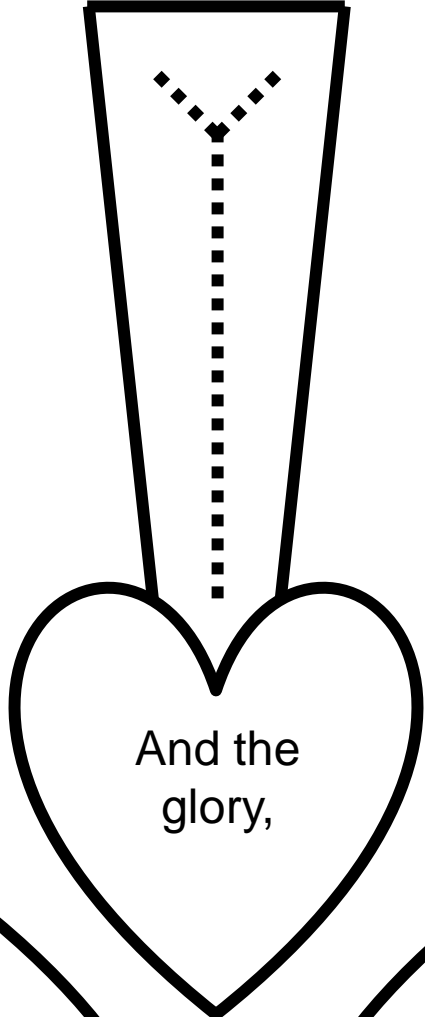
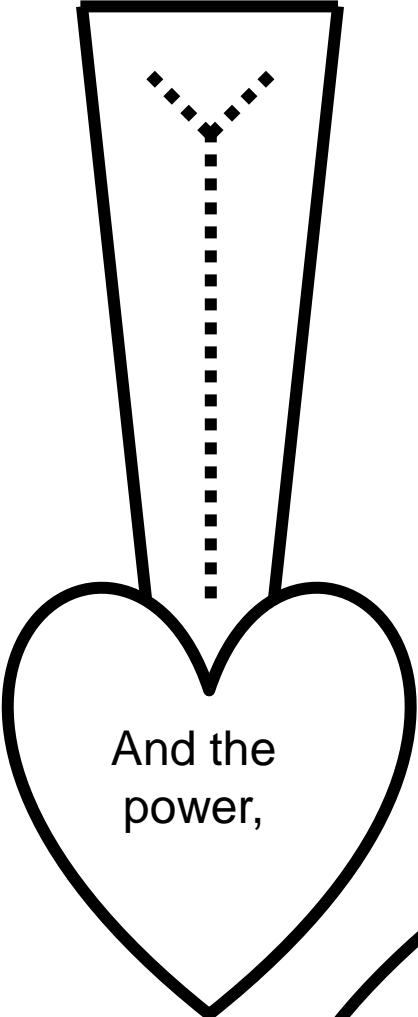
Give us this
day our daily
bread.

Have you
noticed
how much
I like
mobiles?



Remember
to fold across
the long
dotted line
and snip to
cut the slits
safely.





You can put whatever you like on this last heart. Maybe your name and the date?

Yummy No-Bake Cinnamon Rolls

Ingredients

Original recipe yields 4 servings

Ingredient Checklist

- 2 slices white bread, crusts removed
- 2 tablespoons butter
- 2 tablespoons cinnamon sugar
- 2 tablespoons confectioners' sugar
- $\frac{1}{8}$ teaspoon water, or as needed



Directions

•Step 1

Roll the bread slices until very flat. Butter the bread, and sprinkle with cinnamon sugar. Starting on one side, roll up the bread slice until tight. Repeat with the second bread slice. Cut the bread rolls into 1 inch slices.

•Step 2

Mix the confectioners' sugar with the water in a small bowl to make a thin frosting. Drizzle frosting over the bread slices, and serve.

Options

I've been thinking how you could skip the rolling of the bread by starting with tortillas.

If you do, these are just pinwheels. You can put all sorts of stuff in pinwheels. Personally I REALLY like the ones with cream cheese. But, I also like chocolate hazelnut spread.

Pizza wheels!

Okay, so these could just as easily be wraps, and then they could become the main course!