

Show Us How to Love (excerpt)

words by Lindy Thompson
music by Mark Miller

gracefully

Piano

The piano introduction consists of two staves in 3/4 time, marked 'gracefully'. The right hand features a melodic line with a long note on the first beat of each measure, while the left hand provides a simple harmonic accompaniment with long notes.

5 *soloist or small ensemble*

Hearts o - pen, mind's a - wake, save us

The first vocal line begins at measure 5, marked 'soloist or small ensemble'. The lyrics are 'Hearts o - pen, mind's a - wake, save us'. The melody is simple and clear, with a long note on 'o' and 'a'. The piano accompaniment continues with a steady harmonic support.

10

now for heav - en's sake, leave us not a - lone in ha - tred's

The second vocal line begins at measure 10. The lyrics are 'now for heav - en's sake, leave us not a - lone in ha - tred's'. The melody continues with a similar simple structure. The piano accompaniment features some more active rhythmic patterns in the right hand.

16

wake. Show us how to love, show us

The third vocal line begins at measure 16. The lyrics are 'wake. Show us how to love, show us'. The melody is simple and direct. The piano accompaniment provides a steady harmonic background.

22

how to love, show us how, show us

28

how to

34

40

46

49

Musical score for measures 49-54. The system consists of a vocal line and a piano accompaniment. The vocal line is in a single staff with a treble clef and a key signature of one flat. The piano accompaniment is in two staves, with a treble and bass clef. The music features a melodic line in the voice and a supporting accompaniment in the piano.

55

Musical score for measures 55-59. The system consists of a vocal line and a piano accompaniment. The vocal line is in a single staff with a treble clef and a key signature of one flat. The piano accompaniment is in two staves, with a treble and bass clef. The music features a melodic line in the voice and a supporting accompaniment in the piano.

Eyes o - pen, shocked a - wake,

60

Musical score for measures 60-63. The system consists of a vocal line and a piano accompaniment. The vocal line is in a single staff with a treble clef and a key signature of one flat. The piano accompaniment is in two staves, with a treble and bass clef. The music features a melodic line in the voice and a supporting accompaniment in the piano.

much to learn from our mis - takes, draw us

64

Musical score for measures 64-67. The system consists of a vocal line and a piano accompaniment. The vocal line is in a single staff with a treble clef and a key signature of one flat. The piano accompaniment is in two staves, with a treble and bass clef. The music features a melodic line in the voice and a supporting accompaniment in the piano.

clo - - - ser in our heart - ache.

68

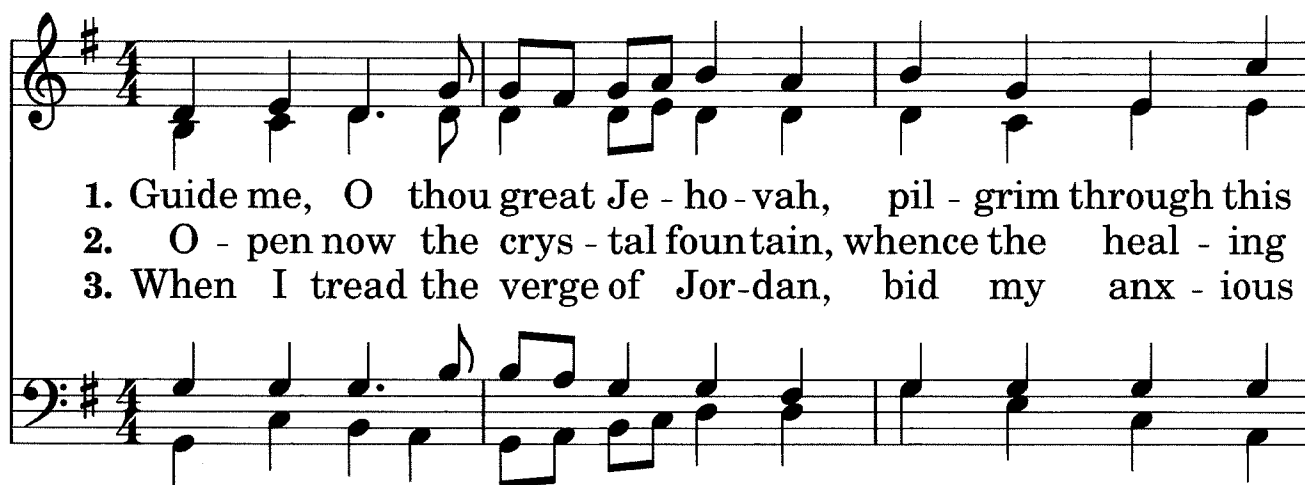
Show us how to love, show us

73

how to love, show us how,


78

show us how to love.




1. Guide me, O thou great Je - ho - vah, pil - grim through this
 2. O - pen now the crys - tal fountain, whence the heal - ing
 3. When I tread the verge of Jor - dan, bid my anx - ious

4



bar - ren land. I am weak, but thou art might - y;
 stream doth flow; let the fire and cloud - y pil - lar
 fears sub - side; death of death and hell's de - struc - tion,

7



hold me with thy power - ful hand. Bread of heav - en,
 lead me all my jour - ney through. Strong de - liv - erer,
 land me safe on Ca - naan's side. Songs of prais - es,

10

bread of heav - en, feed me till I want no
 strong de - liv - erer, be thou still my strength and
 songs of prais - es, I will ev - er give to

12

more; (want no more) feed me till I want no more.
 shield; (strength and shield) be thou still my strength and shield.
 thee; (give to thee) I will ev - er give to thee.

Lord, Have Mercy

The musical score is written in 6/4 time with a key signature of one flat (Bb). It consists of three systems, each with a vocal line and a piano accompaniment.

System 1: The vocal line begins with the lyrics "Lord, have mer - cy; Christ, have mer - cy;". The piano accompaniment provides harmonic support with chords F, C, F, Bb, and C.

System 2: The vocal line continues with "Lord, have mer-cy up - on us. Lord, have mer - cy;". The piano accompaniment includes chords F, C, F/A, Am, Bb, C, and Dm.

System 3: The vocal line concludes with "Christ, have mer-cy; Lord, have mer-cy up - on us.". The piano accompaniment features chords Bb, F, C, Dm, Gm⁷, C, F_{sus}, and F.

Fill My Cup, Lord

1. Like the wom-an at the well I was seek - ing for
 2. There are mil-lions in this world who are crav - ing the
 3. So, my neigh-bor, if the things this world gave you leave

things that could not sat - is - fy; and then I heard my Sav - ior
 pleas - ure earth - ly things af - ford; but none can match the won - drous
 hun - gers that won't pass a - way, my bless - ed Lord will come and

speaking: "Draw from my well that nev - er shall run dry."
 treas - ure that I find in Je - sus Christ my Lord.
 save you, if you kneel to him and hum - bly pray:


Refrain

Fill my cup, Lord, I lift it up, Lord! Come and

WORDS: Richard Blanchard
 MUSIC: Richard Blanchard

FILL MY CUP
 Irr. with Refrain

EUCHARIST (HOLY COMMUNION OR THE LORD'S SUPPER)



quench this thirst-ing of my soul; bread of heav-en, feed me 'til I



want no more; fill my cup, fill it up and make me whole!